





District Health Assessment for Multiple District 107 through January 2026

<div></div> <div>Status/ Number of Months in Status *</div>		Clubs							Membership							Member Strength		Cancellation		Reports			Finance	Leadership			
		Active Clubs	Clubs in Status Quo	Total Clubs	% Status Quo Clubs in Financial Suspension	New Clubs	Cancelled Clubs	YTD Net Club Gain/ Loss	Current Members In Active Clubs	Current Members In Status Quo Clubs	Current Total Members Count	YTD Add	YTD Drop	YTD NetGrowth (includes Active and Status Quo)	YTD NetGrowth% (includes Active and Status Quo)	Member Count 12 Months Ago	Average Member Count Per Club	% of Clubs with less than 20 members	Average Cancelled Club Age	Members Lost Due to Cancelled Clubs	% of Clubs Reporting Service	% No MMR in 3 Months	% No Officer Report in 12 months	% of Clubs with balance 90+ days	Number of Zone Chairs Recorded	Number of Region Chairs Recorded	District Officers Vacancies **
107 A		69	0	69	0%	0	3	-3	1646	0	1646	45	75	-30	-1.79%	1,737	24	35%	52	13	62%	43%	0%	3%	14	4	
107 B	T(24)	41	0	41	0%	0	0	0	780	0	780	35	33	2	0.26%	797	19	56%	0	0	54%	34%	0%	7%	7	3	
107 C		73	0	73	0%	0	1	-1	1713	0	1713	82	68	14	0.82%	1,760	23	30%	49	0	96%	27%	0%	7%	11	0	
107 D	T(21)	49	0	49	0%	0	1	-1	1130	0	1130	40	40	0	0.00%	1,178	23	43%	49	0	69%	39%	0%	2%	9	0	
107 E		65	0	65	0%	0	1	-1	1359	0	1359	37	35	2	0.15%	1,389	21	45%	32	0	71%	34%	0%	3%	11	0	
107 F	T(3)	54	0	54	0%	0	2	-2	1245	0	1245	29	54	-25	-1.97%	1,289	23	37%	10	20	52%	43%	0%	0%	9	4	
107 G	T(24)	46	0	46	0%	0	2	-2	891	0	891	21	42	-21	-2.30%	926	19	54%	66	16	54%	54%	2%	9%	0	0	2nd VDG
107 H	T(24)	39	0	39	0%	0	0	0	958	0	958	61	33	28	3.01%	962	25	31%	0	0	100%	28%	0%	3%	8	0	
107 I	T(24)	44	0	44	0%	0	0	0	832	0	832	37	26	11	1.34%	835	19	59%	0	0	64%	41%	0%	7%	7	3	
107 K	T(24)	37	0	37	0%	0	0	0	855	0	855	27	31	-4	-0.47%	886	23	30%	0	0	81%	30%	0%	5%	3	2	
107 L	T(24)	32	0	32	0%	0	2	-2	743	0	743	26	64	-38	-4.87%	780	23	44%	61	15	81%	19%	0%	0%	7	1	
107 M	T(9)	54	0	54	0%	0	0	0	1235	0	1235	31	44	-13	-1.04%	1,243	23	37%	0	0	76%	43%	0%	2%	11	4	
107 N		66	0	66	0%	0	0	0	1317	0	1317	41	37	4	0.30%	1,336	20	58%	0	0	67%	44%	0%	5%	11	0	
107 O	T(24)	47	0	47	0%	0	2	-2	847	0	847	48	56	-8	-0.94%	870	18	57%	36	18	81%	40%	0%	4%	12	0	
		716	0	716	0%	0	14	-14	15551	0	15551	560	638	-78	-0.50%	15,988	22	44%	45	82	72%	38%	0%	4%	120	21	




District Health Assessment for Multiple District 107 through January 2026

<div></div> <div>Status/ Number of Months in Status *</div>		Clubs							Membership							Member Strength		Cancellation		Reports			Finance		Leadership		
		Active Clubs	Clubs in Status Quo	Total Clubs	% Status Quo Clubs in Financial Suspension	New Clubs	Cancelled Clubs	YTD Net Club Gain/Loss	Current Members In Active Clubs	Current Members In Status Quo Clubs	Current Total Members Count	YTD Add	YTD Drop	YTD NetGrowth (includes Active and Status Quo)	YTD NetGrowth% (includes Active and Status Quo)	Member Count 12 Months Ago	Average Member Count Per Club	% of Clubs with less than 20 members	Average Cancelled Club Age	Members Lost Due to Cancelled Clubs	% of Clubs Reporting Service	% No MMR in 3 Months	% No Officer Report in 12 months	% of Clubs with balance 90+ days	Number of Zone Chairs Recorded	Number of Region Chairs Recorded	District Officers Vacancies **
109 A	T(24)	44	0	44	0%	0	0	0	1047	0	1047	23	33	-10	-0.95%	1,057	24	48%	0	0	36%	39%	0%	5%	7	0	GST
109 B	T(24)	28	0	28	0%	0	1	-1	624	0	624	17	24	-7	-1.11%	652	22	32%	31	1	57%	39%	0%	4%	0	0	2nd VDG,GLT
		72	0	72	0%	0	1	-1	1671	0	1671	40	57	-17	-1.01%	1,709	23	42%	31	1	44%	39%	0%	4%	7	0	




District Health Assessment for District 120 through January 2026

		Clubs							Membership							Member Strength		Cancellation		Reports			Finance	Leadership			
District Name	Status/ Number of Months in Status *	Active Clubs	Clubs in Status Quo	Total Clubs	% Status Quo in Financial Suspension	New Clubs	Cancelled Clubs	YTD Net Club Gain/ Loss	Current Members In Active Clubs	Current Members In Status Quo Clubs	Current Total Members Count	YTD Add	YTD Drop	YTD NetGrowth (includes Active and Status Quo)	YTD NetGrowth% (includes Active and Status Quo)	Member Count 12 Months Ago	Average Member Count Per Club	% of Clubs with less than 20 members	Average Cancelled Club Age	Members Lost Due to Cancelled Clubs	% of Clubs Reporting Service	% No MMR in 3 Months	% No Officer Report in 12 months	% of Clubs with balance 90+ days	Number of Zone Chairs Recorded	Number of Region Chairs Recorded	District Officers Vacancies **
120	T(24)	55	0	55	0%	0	2	-2	1012	0	1012	34	38	-4	-0.39%	1,056	18	51%	32	0	15%	49%	0%	5%	0	0	
		55	0	55	0%	0	2	-2	1012	0	1012	34	38	-4	-0.39%	1,056	18	51%	32	0	15%	49%	0%	5%	0	0	



District Health Assessment for District 131 through January 2026

		Clubs							Membership							Member Strength		Cancellation		Reports			Finance	Leadership			
District Name	Status/ Number of Months in Status *	Active Clubs	Clubs in Status Quo	Total Clubs	% Status Quo in Financial Suspension	New Clubs	Cancelled Clubs	YTD Net Club Gain/Loss	Current Members In Clubs	Current Members In Status Quo Clubs	Current Total Members Count	YTD Add	YTD Drop	YTD NetGrowth (includes Active and Status Quo)	YTD NetGrowth% (includes Active and Status Quo)	Member Count 12 Months Ago	Average Member Count Per Club	% of Clubs with less than 20 members	Average Cancelled Club Age	Members Lost Due to Cancelled Clubs	% of Clubs Reporting Service	% No MMR in 3 Months	% No Officer Report in 12 months	% of Clubs with balance 90+ days	Number of Zone Chairs Recorded	Number of Region Chairs Recorded	District Officers Vacancies **
131	P	37	0	37	0%	0	0	0	745	0	745	32	26	6	0.81%	721	20	49%	0	0	43%	57%	11%	5%	0	0	
		37	0	37	0%	0	0	0	745	0	745	32	26	6	0.81%	721	20	49%	0	0	43%	57%	11%	5%	0	0	



District Health Assessment for Ident 5891 - REP OF LATVIA - UND through January 2026

Status/ District Name of Months in Status *		Clubs							Membership							Member Strength		Cancellation		Reports			Finance	Leadership			
		Active Clubs	Clubs in Status Quo	Total Clubs	% Status Quo in Financial Suspension	New Clubs	Cancelled Clubs	YTD Net Club Gain/ Loss	Current Members In Active Clubs	Current Members In Status Quo Clubs	Current Total Members Count	YTD Add	YTD Drop	YTD NetGrowth (includes Active and Status Quo)	YTD NetGrowth% (includes Active and Status Quo)	Member Count 12 Months Ago	Average Member Count Per Club	% of Clubs with less than 20 members	Average Cancelled Club Age	Members Lost Due to Cancelled Clubs	% of Clubs Reporting Service	% No MMR in 3 Months	% No Officer Report in 12 months	% of Clubs with balance 90+ days	Number of Zone Chairs Recorded	Number of Region Chairs Recorded	District Officers Vacancies **
Ident 5891 - REP OF LATVIA		2	0	2	0%	0	1	-1	15	0	15	0	6	-6	-28.57%	21	8	100%	7	6	0%	100%	0%	0%	0	0	
		2	0	2	0%	0	1	-1	15	0	15	0	6	-6	-28.57%	21	8	100%	7	6	0%	100%	0%	0%	0	0	

* - District Status: P - Provisional, T - Transitional.
** - District Officers Vacancies: DG - District Governor, 1st VDG - First Vice District Governor, 2nd VDG - Second Vice District Governor.